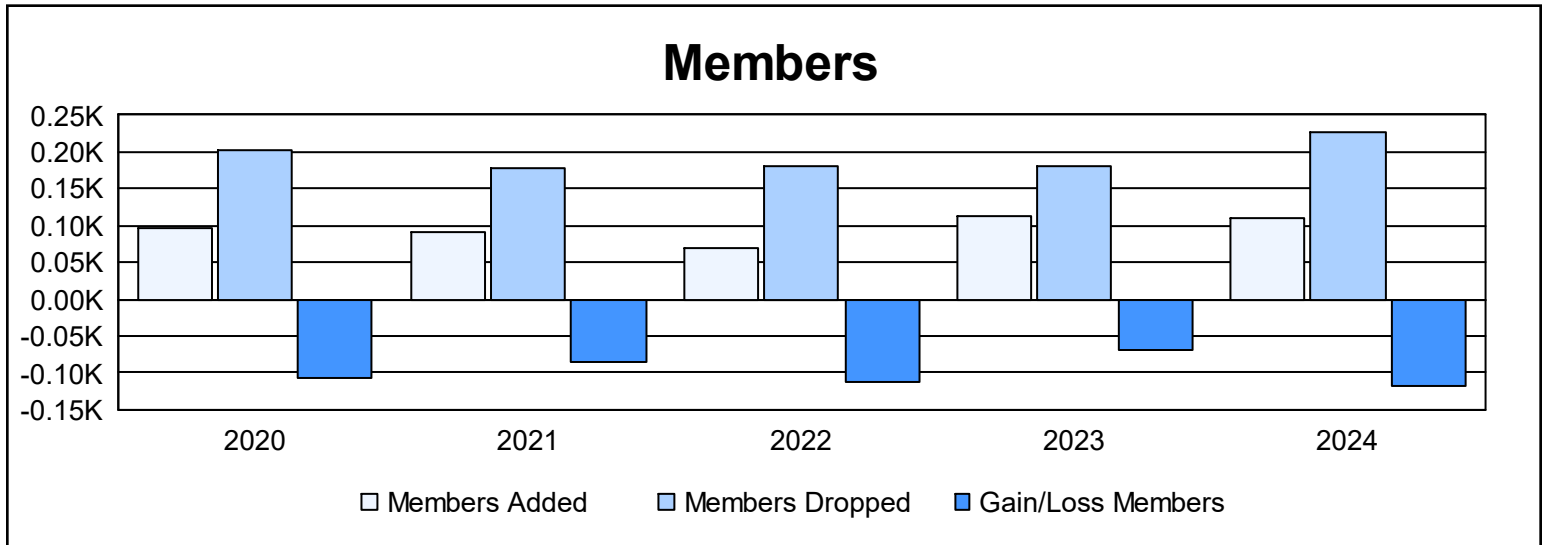
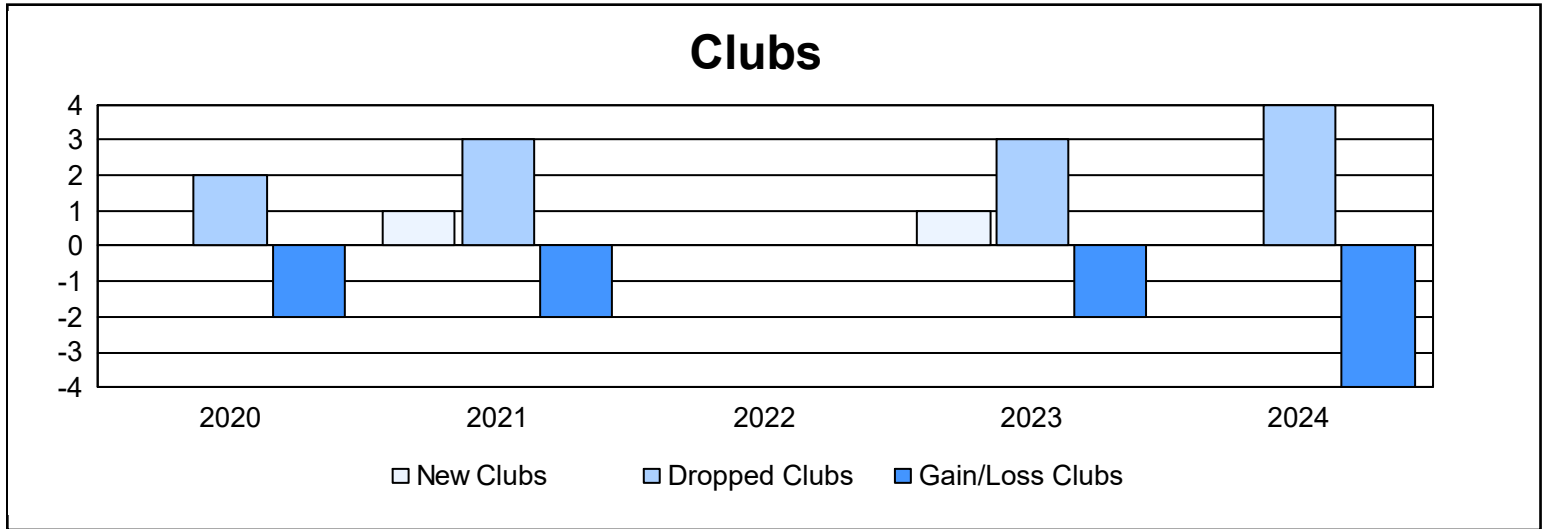
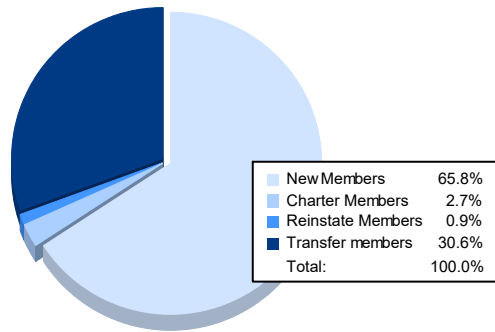


Year	New Clubs	Dropped Clubs	Gain/ Loss Clubs	New Members	Charter Members	Reinstate Members	Transfer Members	Total Member Added	Total Members Dropped	Gain/ Loss Members
2019-2020	0	2	-2	91	0	1	5	97	203	-106
2020-2021	1	3	-2	58	28	2	3	91	177	-86
2021-2022	0	0	0	65	1	0	4	70	182	-112
2022-2023	1	3	-2	83	25	1	3	112	180	-68
2023-2024	0	4	-4	73	3	1	34	111	228	-117
<b>Average</b>	<b>0</b>	<b>2</b>	<b>-2</b>	<b>74</b>	<b>11</b>	<b>1</b>	<b>10</b>	<b>96</b>	<b>194</b>	<b>-98</b>



### Membership Composition June 2024 Cumulative



### Gender Composition June 2024 Cumulative

